




# Ground

Ground Grey\_45\*90 SF Ground Grey\_90\*90 A








Bone



Silver



Grey




Mila Warm



Mila Cold

# Ground


## GROUND



9 patterns

90 \* 90 \* 1 cm | 36 \* 36"


RECTIFIED	SOFT	LAPATTO	ANTISLIP
	BN48	BN42	BN90
BONE	24944	27134	24973
GREY	24792	27135	24974
SILVER	24790	27136	24975



30 patterns

60 \* 60 \* 1 cm | 24 \* 24"


RECTIFIED	SOFT	LAPATTO	ANTISLIP
	BN33	BN38	BN88
BONE	24936	27128	24979
GREY	24937	27130	24980
SILVER	24938	27129	24981



30 patterns

45,6 \* 45,6 \* 0,8 cm | 18 \* 18"

NO RECTIFIED	SOFT
	BN59
BONE	23770
GREY	23771
SILVER	23769



18 patterns

45 \* 90 \* 1 cm | 18 \* 36"

RECTIFIED	SOFT
	BN70
BONE	24930
GREY	24931
SILVER	24932

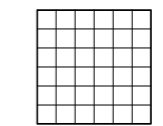


90 patterns

9,9 \* 60 \* 1 cm | 4 \* 24"

RECTIFIED	SOFT	LAPATTO
	BN97	BN98
BONE	24941	27131
GREY	24942	27133
SILVER	24943	27132


### D. GROUND MOSAIC



30 \* 30 cm | 12 \* 12"


NO RECTIFIED	SOFT
	P37
BONE	23435
GREY	23438
SILVER	23439

### D. GROUND SPAC



30 \* 30 cm | 12 \* 12"

NO RECTIFIED	SOFT
	P58
BONE	23505
GREY	23506
SILVER	23507




27 patterns

29 \* 90 \* 1 cm | 12 \* 36"

RECTIFIED	SOFT	LAPATTO
	BN114	BN115
BONE	24920	27119
GREY	24921	27120
SILVER	24922	27121

## MILA

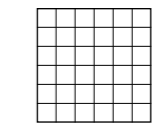


5 patterns

60 \* 60 \* 1 cm | 24 \* 24"

RECTIFIED	SOFT	LAPATTO
	BN40	BN83
WARM	24953	27137
COLD	24952	27138

### D. MILA MOSAIC



30 \* 30 cm | 12 \* 12"

NO RECTIFIED	SOFT
	P37
WARM	23441
COLD	23442



**26805** ALUMINIO/60/MAT \_  
60 \* 0,5 cm | 24 \* 0,2" \_ **P32**



**26200** ALUMINIO/90/MAT \_  
90 \* 0,5 cm | 35 \* 0,2" \_ **P39**



**26201** L. GOLDEN/MAT/90 \_  
90 \* 0,5 cm | 35 \* 0,2" \_ **P39**



# Ground



## CARACTERÍSTICAS TÉCNICAS | TECHNICAL CHARACTERISTICS

joint	frost proof	versatile	matt	full body	diferent shades	shade variation	various graphics

## CARACTERÍSTICAS TÉCNICAS ANTIDESLIZAMIENTO | ANTI-SLIP CHARACTERISTICS


Ensayo   Essay	Características   Features	Resultado   Result			
		SOFT	LAPATTO	ANTISLIP	
DIN 51130	Ángulo crítico (Pies calzados)   Critical angle (footwear)	*R9	R10	R9	R12
DIN 51097	Ángulo crítico (Pies descalzos)   Critical angle (Wet loaded barefoot)	*-	A+B	-	A+B+C
BS-7976-2	Antideslizamiento (Test del péndulo)   Slip resistance (Pendulum test-PTV)	*-	+36 Wet	-	+36 Wet
UNE-ENV-12633	Antideslizamiento (Test del péndulo)   Slip resistance (Pendulum test)	*Class 1	Class 2	Class 2	Class 3
ANSI A137.1	Coefficiente de Fricción Dinámico   Dynamic Coefficient of Friction (DCOF)	*-	> 0,42 Wet	> 0,42 Wet	> 0,42 Wet
ISO 10545-6	Resistencia a la abrasión profunda/ Resistance to Deep Abrasion	< 175 mm3	< 175 mm3	< 175 mm3	< 175 mm3

\* solo en el formato: 45,6\*45,6\*0,8 cm | only format: 18\*18"

## EMBALAJE | PACKING

(Los pesos aquí reflejados pueden sufrir ligeras variaciones en función del lote de producción. Weights shown here may slightly vary depending on the production lot.)

Formato   Sizes	Cajas   Boxes			Pallet				Cont./20'	Cont./20'
	Piezas	m2   sq. m	kg	Cajas	m2   sq. m	kg	Tamaño cm aprox.	m2   sq. m	m2   sq. m
cm									
90 * 90 * 1	2	1,62	37,96	22	35,64	860	105 * 95 * 75	891	994,6
45 * 90 * 1	2	0,81	19,08	36	29,16	699	100 * 100 * 59	896,91	1001,2
29 * 90 * 1	3	0,78	20	54	42,12	1105	105 * 95 * 75	819,53	914,82
9,9 * 60 * 1	13	0,77	16,45	64	49,28	1065	100 * 100 * 94	994,85	1110,54
60 * 60 * 1	3	1,08	24,3	36	38,88	899	120 * 80 * 75	929,83	1037,95
45,6 * 45,6 * 0,8	5	1,04	18,8	66	68,64	1265	120 * 80 * 105	1166,61	1302,26
inch	Units	ft2	lb	Boxes	ft2	lb	Sizes inch approx.	ft2	ft2
35 7/16 * 35 7/16 * 3/8	2	17,44	83,7	22	383,63	1896,3	41 5/16 * 37 3/8 * 29 1/2	9590,72	10705,92
17 11/16 * 35 7/16 * 3/8	2	8,72	42,07	36	313,88	1541,3	41 5/16 * 31 1/2 * 41 5/16	9654,34	10776,94
11 7/16 * 35 7/16 * 3/8	3	8,4	44,09	54	453,38	2436,53	41 5/16 * 37 3/8 * 29 1/2	8821,41	9847,16
3 7/8 * 23 5/8 * 3/8	13	8,29	36,27	64	530,45	2348,33	39 3/8 * 39 3/8 * 37	10708,61	11953,8
23 5/8 * 23 5/8 * 3/8	3	11,63	53,59	36	418,5	1982,3	41 5/16 * 31 1/2 * 29 1/2	10008,72	11172,53
17 15/16 * 17 15/16 * 5/16	5	11,19	41,45	66	738,84	2789,33	39 3/8 * 39 3/8 * 23 1/4	12557,38	14017,54



## PIEZA COMPLEMENTARIA | COMPLEMENTARY PIECE

AF. Alféizar - Windowsill	PL. /18 Peldaño técnico - Technical stair - thread	PT. Peldaño técnico - Technical stair - thread	PR. Peldaño Romo Rounded stair - thread	R. Rodapie Skirting	S.K.I.	S.K.D.	Z.R.I.	Z.R.D.
25*90 cm   10*36" P77 25*120 cm   10*48" P54	30*90 cm   12*36" P76 30*60 cm   12*24" P54	30*90 cm   12*36" P76 30*60 cm   12*24" P54 A= 1 cm B= 3 cm	30*90 cm   12*36" P61 30*60 cm   12*24" P64	8*90/SF cm   3*36" P44 8*90/L cm   3*36" P44 8*60/L cm   3*24" P34 8*60 cm   3*24" P13 8*45,6 cm   3*18" P9	8*30 cm   3*12" P55			

## PIEZA ESPECIAL PISCINA | SPECIAL PIECE POOL

P.V. Peldaño Vierteagua Pool Coping	ANG.P.V. Peldaño vierteagua angulo Pool Coping internal corner	E.P.V. Peldaño vierteagua esquina Pool Coping external corner	REJ. Rejilla Drainage grate	ANG.REJ. Angulo rejilla   Angle corner drainage grate	T.REJ. Taco rejilla   Square corner drainage grate
20*60 cm   8*24" P61 20*90 cm   8*36" P81	20*60 cm   8*24" P70 (PACK 2 units) 20*90 cm   8*36" P75 (PACK 2 units)	20*60 cm   8*24" P70 (PACK 2 units) 20*90 cm   8*36" P75 (PACK 2 units)	15*60*2,2 cm   6*24" P54 15*90*2,2 cm   6*36" P76	15*60*2,2 cm   6*24" P75 (PACK 2 units) 15*90*2,2 cm   6*36" P57 (PACK 2 units)	15*15*2,2 cm   6*6" P85